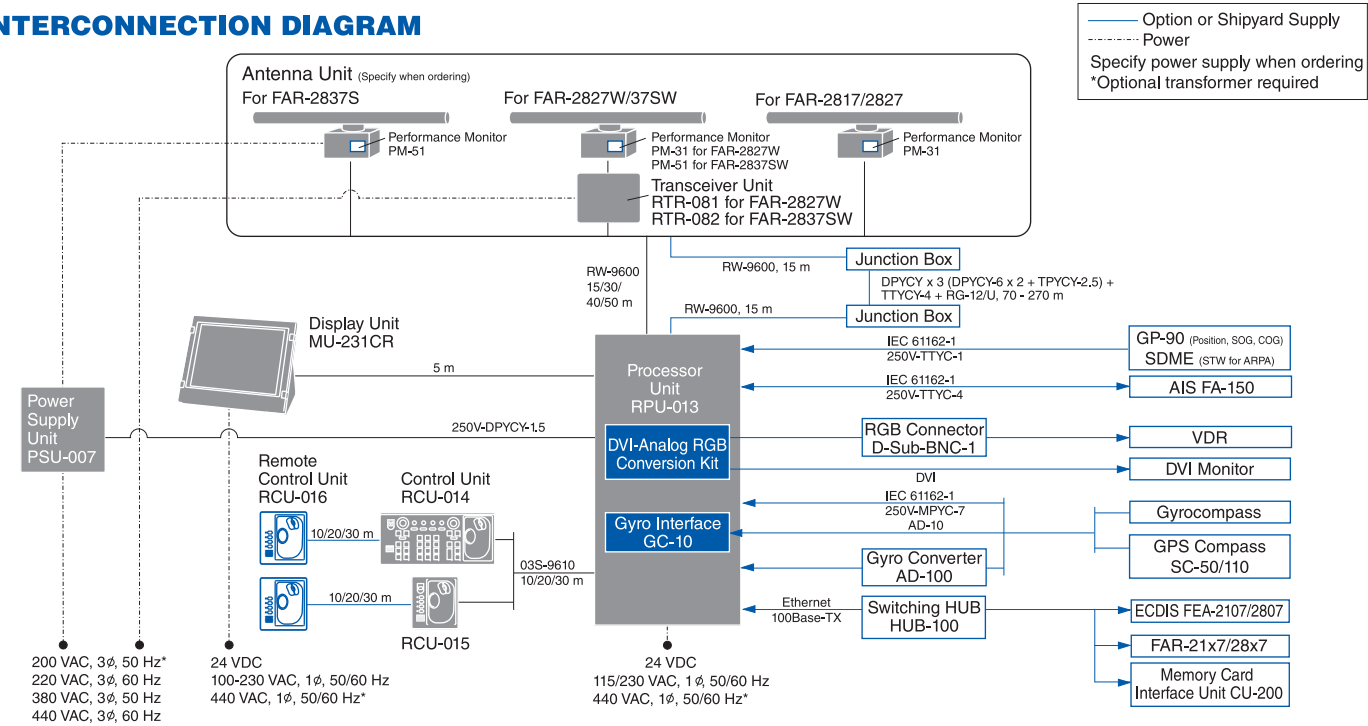
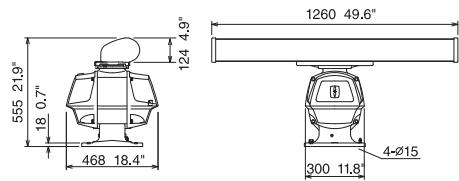


INTERCONNECTION DIAGRAM

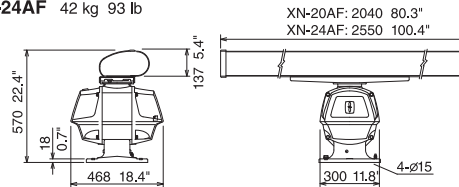


Antenna Unit for FAR-2817/2827/2827W

XN-12AF 33 kg 73 lb

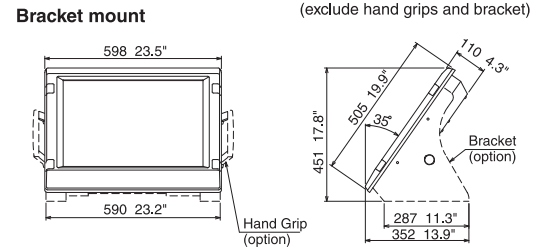


XN-20AF 39 kg 86 lb
XN-24AF 42 kg 93 lb

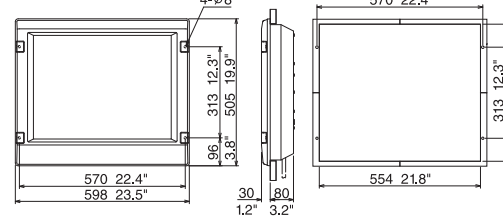


Display Unit MU-231CR

15.0 kg 33.0 lb
(exclude hand grips and bracket)

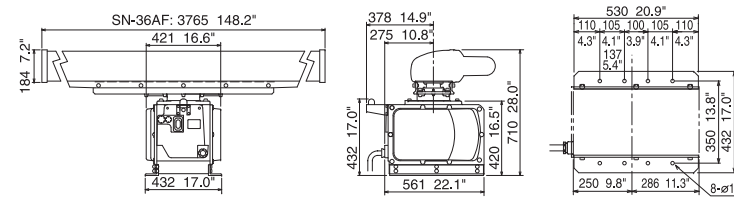


Panel mount



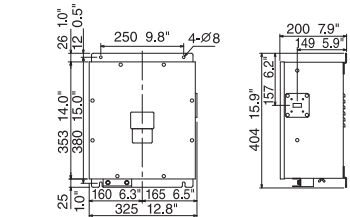
Antenna Unit for FAR-2837S/2837SW

SN-36AF 133 kg 293.2 lb



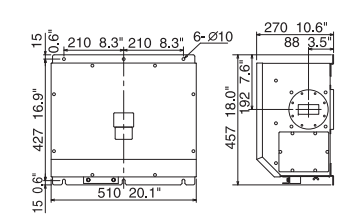
Transceiver Unit for FAR-2827W

RTR-081 8.0 kg 17.6 lb



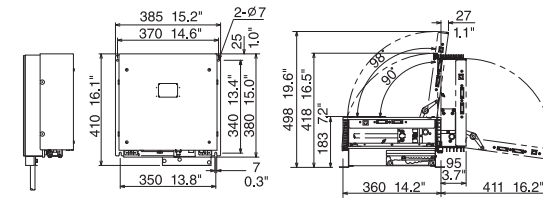
Transceiver Unit for FAR-2837SW

RTR-082 17.0 kg 37.5 lb



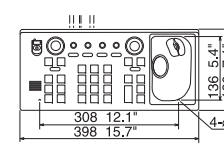
Processor Unit

RPU-013 10 kg 22 lb



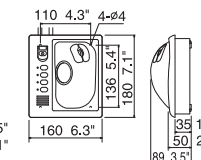
Control Unit Full-keyboard type

RCU-014 3.7 kg 8.2 lb



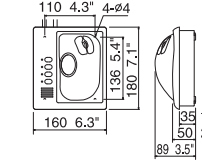
Trackball type

RCU-015 2.4 kg 5.3 lb



Remote Control Unit

RCU-016 2.4 kg 5.3 lb



FURUNO

RADAR/ARPA
Automatic Radar Plotting Aid

23.1" High resolution Multi-color LCD
FAR-28x7 series



FURUNODEEPSEA.com

All brand and product names are registered trademarks, trademarks or service marks of their respective holders. SPECIFICATIONS SUBJECT TO CHANGE WITHOUT NOTICE

FURUNO ELECTRIC CO., LTD. Nishinomiya, Hyogo, Japan
www.furuno.co.jp

FURUNO U.S.A. INC. Camas, Washington, U.S.A.
www.furunousa.com

FURUNO (UK) LIMITED Havant, Hampshire, U.K.
www.furuno.co.uk

FURUNO FRANCE S.A.S. Bordeaux-Mérignac, France
www.furuno.fr

FURUNO ESPAÑA S.A. Madrid, Spain
www.furuno.es

FURUNO DANMARK AS Hvidovre, Denmark
www.furuno.dk

FURUNO NORGE A/S Ålesund, Norway
www.furuno.no

FURUNO SVERIGE AB Västra Frölunda, Sweden
www.furuno.se

FURUNO FINLAND OY Espoo, Finland
www.furuno.fi

FURUNO POLSKA Z o.o. Gdynia, Poland
www.furuno.pl

FURUNO EURUS LLC St. Petersburg, Russian Federation
www.furuno.com.ru

FURUNO DEUTSCHLAND GmbH Rellingen, Germany
www.furuno.de

FURUNO HELLAS S.A. Piraeus, Greece
RICO (PTE) LTD Singapore
www.rico.com.sg

1009-PDF Printed in Japan
Catalogue No. R-185h



FURUNODEEPSEA.com

**FURUNO has integrated leading-edge technology
with a user-friendly interface,
providing reliable performance and
simplified installation**

RADAR/ARPA
Automatic Radar Plotting Aid



The revolutionary FAR-28x7 series of X- and S-band, TR-up and -down radars are the result of FURUNO's 50 years of experience in marine electronics and advanced computer technology. This series is designed to meet the exacting standards of the International Maritime Organization (IMO) for all ships.

The display unit employs a 23.1" LCD which provides an effective picture diameter of larger than 340 mm. The high-resolution UXGA, digital flat-panel display unit provides crisp and clear radar images through a DVI interface. The DVI interface provides a pure digital video signal by using a digital signal for the entire path which maintains the image quality at the highest level, because the signal is not degraded as a result of a digital-to-analog conversion. The display has selectable color with a day and night background colors for clear presentation in all lighting conditions. Different colors are assigned for marks, symbols and text for easy observation.

Target detection is improved by sophisticated signal processing techniques featuring superb short-range detection. Two guard zones are provided as automatic acquisition zones for ARPA (TT function). One of two can be set at required ranges and any sector in any form. The FAR-28x7 series can display data about AIS-equipped ships, when connected with an AIS transponder. AIS enhances detection of other ships and AtoN (Aid to Navigation) on radar by displaying their movement and status with easy to read symbols and text.

The radar antenna is available with 4, 6.5, or 8 feet radiator. For the X-band, the rotation speed is selectable from 24 rpm for standard radar or 42 rpm for HSC. The S-band radar is also available with the antenna radiator of 12 feet, and the rotation speed is selectable from 21/26 rpm for standard radar or 45 rpm for HSC application. The S-band radar assures target detection in adverse weather where an X-band is heavily affected by sea or rain clutter.

**X-band antenna
for FAR-2817/2827/2827W**



8 ft antenna
(4 or 6.5 ft also available)



**S-band antenna
for FAR-2837S/2837SW**



12 ft antenna



- FAR-2817: X-band, 12 kW, TR up
- FAR-2827: X-band, 25 kW, TR up
- FAR-2827W: X-band, 25 kW, TR down
- FAR-2837S: S-band, 30 kW, TR up
- FAR-2837SW: S-band, 30 kW, TR down



With optional mounting bracket and connection stand

With optional white, slim pedestal

- ▶ Advanced signal processing for improved target detection
- ▶ High resolution UXGA LCD provides crisp radar images
- ▶ Complies with the existing IMO standards for all ships
- ▶ Low spurious magnetrons meeting ITU-R unwanted emission standards
- ▶ Up to four radars can be interswitched in the network without an extra device
- ▶ Automatic plotting/tracking of 100 targets manually or automatically acquired
- ▶ Displays 1000 AIS-equipped targets
- ▶ Easy operation by customizable function keys, trackball/wheel palm module and rotary controls
- ▶ Stylish streamlined design

This series of radar complies with the latest IMO and IEC regulations:

- IEC 60945
- IEC 61162
- IEC 62288
- IEC 62388
- IMO MSC.191(79)
- IMO MSC.192(79)
- IMO A.694(17)
- IMO A.813(19)
- IMO SN/Circ.217